Surgical Monitor

CuratOR™ LX490W

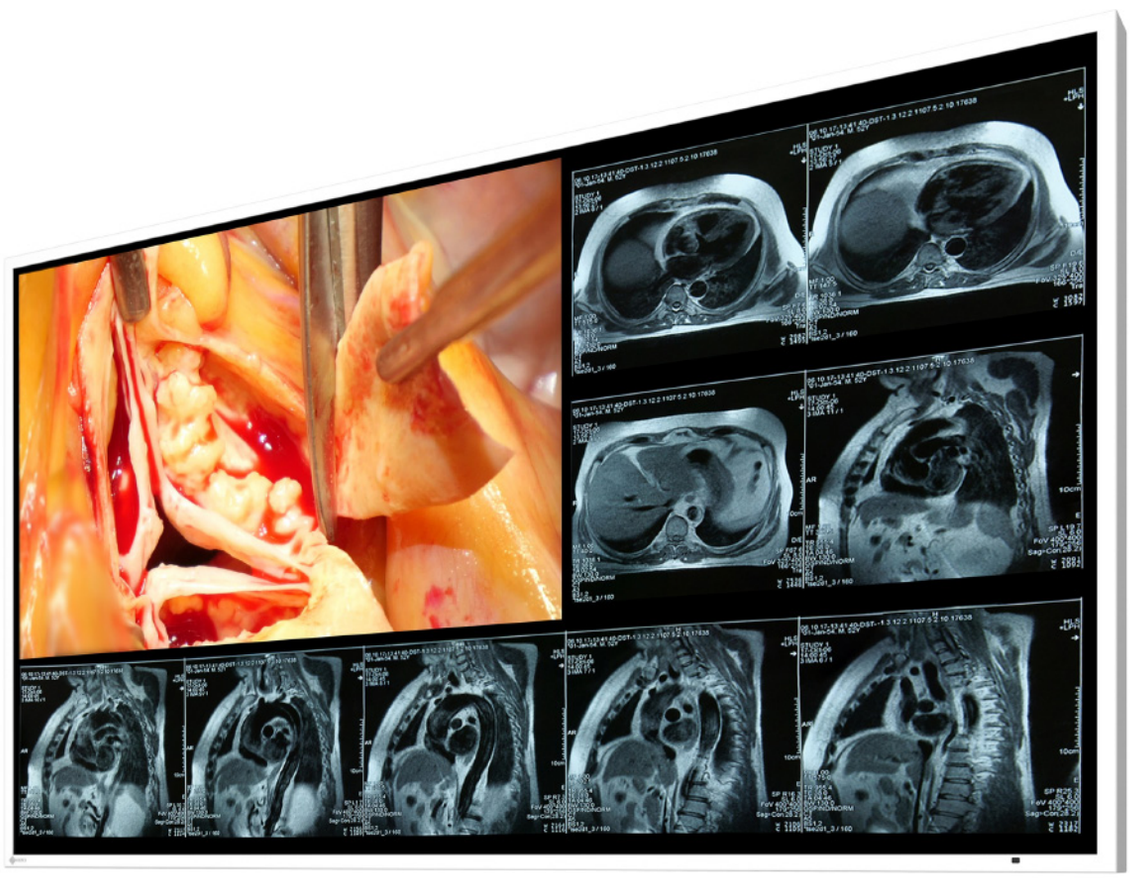

This 49" widescreen monitor is ideal for viewing DICOM X-ray images or as a second monitor in surgical environments. Numerous input and output signals, the ability to combine pictures, and factory pre-calibrated gamma models enable usage in a wide range of applications. With its fanless construction and the watertight, easy-to-clean front surface, the monitor is perfectly suited to sterile hospital environments.

- Five factory-set DICOM and Gamma 2.2 lookup tables for optimal medical image reproduction
- Quick adaptation to different environments and procedures
- Numerous video inputs and outputs for increased connectivity
- Flexible image arrangement with "picture in picture" (PiP) and "picture and picture" (PaP) functions
- Fully automated brightness stability through ISS (Integrated Stability System)

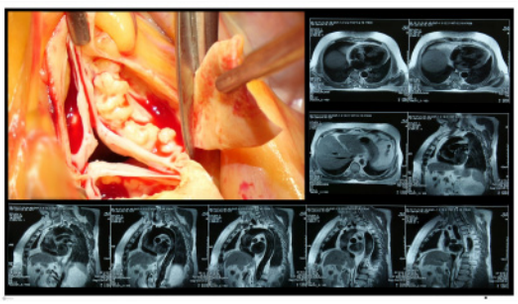

CuratOR™ LX490W

Large 49” Image Diagonal
With an image diagonal of 49” and a resolution of 1920 x 1080 pixels, the monitor is suited for displaying different image sources simultaneously. For example, DICOM X-rays and endoscopic images can be shown side-by-side in the surgical environment. The large image diagonal makes the monitor ideal for mounting on the OP wall and viewing images from a greater distance.

Comfortably View from Any Angle
Wide viewing angles allow the monitor to be viewed from the side with minimal color shift, thus offering a quality image to multiple persons watching from different perspectives simultaneously.

Preset Look-Up Tables
The LX490W is pre-calibrated in the factory. With five application-oriented look-up table (LUT) presets and a user-configurable LUT function, the monitor is easy to install and maintain. It can be quickly adapted to the local viewing and lighting conditions or application preferences as needed.

Numerous Video Inputs
The monitor can be connected to imaging systems via the various video inputs, such as DVI, HDMI, HD-SDI, Composite, S-Video and VGA. The monitor can be simultaneously connected to both digital and traditional video signals (PAL, NTSC, HD). If necessary, the video input settings can be adjusted using the OSD (On Screen Display) menu.

Simultaneous Display of Different Image Sources
Thanks to the monitor’s widescreen format, the various input signals can be displayed in “picture-in-picture” (PiP) or side by side (PaP) orientations. This reduces the need for additional monitors, allowing users to view critical source image while simultaneously maintaining a view over other vital information.

LED Backlight
The LX490W is equipped with an LED backlight that has been optimized for bright environments. LED technology offers a long lifetime expectancy even at high luminance settings.

Quick Automated Brightness Stabilization for Instant Viewing
The LX490W’s fully automated stability function makes use of an internal backlight sensor to quickly stabilize the brightness level at startup and to compensate for fluctuations caused by variations in ambient temperature and the passage of time. This ensures constant luminance in accordance with medical standards such as DICOM or Gamma 2.2.

Laminated Safety Glass for Easy Cleaning
The anti-reflective laminated safety glass ensures excellent image quality while protecting the monitor from scratch damage or liquid ingress during surgery or when cleaning and disinfecting the monitor.

Fanless Silent Design
Engineered to dissipate heat without a fan, the LX490W generates no distracting noises and does not circulate dust and germs or disturb the controlled laminar airflow within the operating room.

Specifications

Cabinet Color	Black, White
Panel Type	Color TFT LCD Panel (IPS)
Backlight	LED
Panel Size	123 cm / 48.5" (1232 mm diagonal)
Native Resolution	1920 x 1080 (16:9 aspect ratio)
Viewable Image Size(H x V)	1073.8 x 604 mm
Pixel Pitch	0.55926 mm x 0.55926 mm
Display Colors	10-bit colors: 1.07 billion colors
Viewing Angles (H / V, typical)	178°, 178°
Brightness (typical)	700 cd/m^2
Contrast ration (typical)	1300:1
Response Time (typical)	8 ms (Midtone)
Input Terminals	DVI-I x 1; HDMI x 1, BNC (HD-SDI) x 1, BNC (Composite) x 1, D-Sub mini 15pin (Separate Sync, Composite Sync, SoG*, YPbPr*, RGBS*, RGB/HV*) x 1, 4pin mini-Din (S-Video) x 1 *adapter (D-Sub mini 15pin - BNC) required
Output Terminals (Loop Through)	BNC (HD-SDI) x 1, BNC (Composite) x 1, 4pin mini-Din (S-Video) x 1
Scanning Frequency (H / V)	Digital : 30 - 91 kHz / 48 - 85 Hz Analog: 30 - 91 kHz / 48 - 85 Hz
Sync Formats	Sync Separate, Composite Sync and SoG
USB	1 upstream, 2 downstream
Power Requirements	AC 100 - 120 V, 200 - 240 V : 50 - 60 Hz
Maximum Power Consumption	144 W
Typical Power Consumption	85 W
Power Save Mode	19 W
Power Management	DVI DMPM
Sensor	Backlight Sensor
OSD Languages	English, German
Net Weight	31 kg
Hole Spacing (VESA Standard)	200 x 400 mm, M8, depth 10 - 30 mm
Environmental Requirements	Front: IP65 Rear: IP20
Certifications & Standards (Please contact EIZO for the latest information)	CE (Medical Device Directive), IEC/EN60601-1(3rd edition), EN60950-1 (2nd edition), CAN/CSA C22.2 No. 60601-1-08, UL60601-1, GB4943.1 (non-tropical, altitude<2000 m), FCC-B, RCM, RoHS, China RoHS, WEEE, CCC
Supplied Accessories	AC power Cord (eu, us, jp, cn), signal cable (DVI-D - DVI-D), remote control, Utility Disk (PDF Instructions for Use)
Order Numbers	6GF6260-2LA00 (White) 6GF6260-2LA01 (Black)

Dimensions (mm)

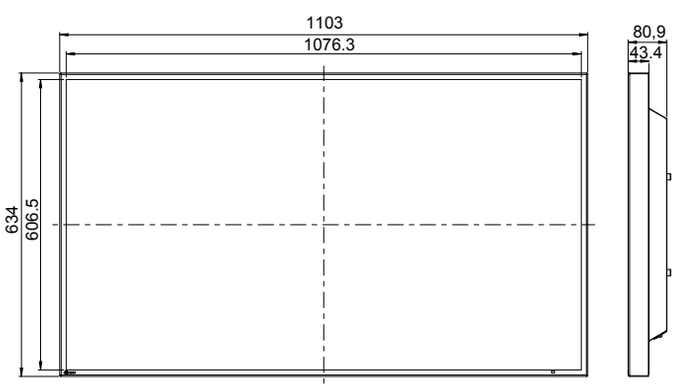

You will find your EIZO contact partner at:
www.eizo-or.com/contact

All product names are trademarks or registered trademarks of their respective companies. CuratOR is a trademark and EIZO is a registered trademark of EIZO Corporation. Specifications are subject to change without notice.

Copyright © 2016 EIZO GmbH. All rights reserved. (1610)